


2/1/2017		short at 113.00		
2/2/2017				
2/3/2017	short at 1.2520		profit	40 47
2/4/2017				
2/5/2017				
2/6/2017				
2/7/2017	closed at entry point			
2/8/2017	short at 1.0710			
2/9/2017				
2/10/2017				
2/11/2017				
2/12/2017				
2/13/2017				
2/14/2017				
2/15/2017	profit		loss	-150 -150
2/16/2017				
2/17/2017	long at 1.0650			long at 0.8555
2/18/2017				
2/19/2017				
2/20/2017				
2/21/2017	loss		short at 113.70	loss
2/22/2017				
2/23/2017				
2/24/2017			long at 1.3090	
2/25/2017				
2/26/2017				
2/27/2017				
2/28/2017			profit	130 150
3/1/2017	short at 1.2400	closed at entry point		
3/2/2017			profit	360 491
3/3/2017				
3/4/2017				
3/5/2017				



4/8/2017					
4/9/2017					
4/10/2017		short at 1.2420			
4/11/2017					
4/12/2017			profit	420	533
4/13/2017		loss	-130	-150	
4/14/2017					
4/15/2017					
4/16/2017					
4/17/2017					
4/18/2017					
4/19/2017	long at 1.0700				
4/20/2017					
4/21/2017					
4/22/2017					
4/23/2017					
4/24/2017					
4/25/2017					
4/26/2017					
4/27/2017			short at 111.30		
4/28/2017					
4/29/2017					
4/30/2017					
5/1/2017					
5/2/2017					
5/3/2017					
5/4/2017	profit	280	560	loss	-145 -200
5/5/2017					
5/6/2017					
5/7/2017					
5/8/2017					
5/9/2017					
5/10/2017					

short at 1.2420

profit 420 533

loss -130 -150

short at 1.3300

long at 0.7565

loss -165 -150

short at 1.3510


loss -140 -150

short at 111.30

loss at 0.7420 -145 -200

profit 280 560

loss -150 -150



6/13/2017						
6/14/2017			profit	250	300	profit at 1.3200 265 331
6/15/2017						short at 1.3300
6/16/2017	long at 1.1180					
6/17/2017						
6/18/2017						
6/19/2017						
6/20/2017						long at 0.8760
6/21/2017						
6/22/2017						
6/23/2017						
6/24/2017						
6/25/2017						
6/26/2017						
6/27/2017						
6/28/2017		long at 1.2820				
6/29/2017			short at 112.75			
6/30/2017		profit		180	300	
7/1/2017						
7/2/2017						
7/3/2017	profit			200	250	
7/4/2017						
7/5/2017						
7/6/2017	long at 1.1400					
7/7/2017			loss	-125	-150	
7/8/2017						
7/9/2017						
7/10/2017						
7/11/2017						
7/12/2017						profit 600 600
7/13/2017			short at 113.50			
7/14/2017						
7/15/2017						

8/18/2017									
8/19/2017									
8/20/2017									
8/21/2017									
8/22/2017									
8/23/2017									
8/24/2017									
8/25/2017									
8/26/2017									
8/27/2017									
8/28/2017									
8/29/2017	short at 1.1960			profit	250	300			
8/30/2017									
8/31/2017									
9/1/2017									
9/2/2017									
9/3/2017									
9/4/2017									
9/5/2017									
9/6/2017	profit	20	30	long at 1.3030			profit	280	400
9/7/2017									
9/8/2017									
9/9/2017									
9/10/2017									
9/11/2017									
9/12/2017									
9/13/2017									
9/14/2017				profit	260	300	loss	-150	-150
9/15/2017									
9/16/2017									
9/17/2017									
9/18/2017									
9/19/2017									

closed at entry point

short at 1.2600

closed at entry point

short at 0.9205

short at 1.2480

profit 200 400

short at 109.50

profit 195 313

long at 1.2190

short at 111.25

10/23/2017							
10/24/2017							
10/25/2017							
10/26/2017	loss	-100	-150				
10/27/2017							
10/28/2017							
10/29/2017							
10/30/2017							
10/31/2017	long at 1.1620						
11/1/2017							
11/2/2017							
11/3/2017							
11/4/2017							
11/5/2017							
11/6/2017							
11/7/2017		long at 1.3140					
11/8/2017							
11/9/2017							
11/10/2017							
11/11/2017							
11/12/2017							
11/13/2017							
11/14/2017							
11/15/2017	profit	200	400				
11/16/2017			short at 113.00				
11/17/2017							
11/18/2017							
11/19/2017							
11/20/2017							
11/21/2017							
11/22/2017							
11/23/2017							
11/24/2017		profit at 1.3350	210	300			

profit 210 400

profit 200 200

loss -100 -150

short at 1.2825

short at 0.7650

short at 0.8955

closed at entry point

profit 30 45

closed at entry point

11/25/2017
11/26/2017
11/27/2017
11/28/2017
11/29/2017
11/30/2017
12/1/2017
12/2/2017
12/3/2017
12/4/2017
12/5/2017
12/6/2017
12/7/2017
12/8/2017
12/9/2017
12/10/2017
12/11/2017
12/12/2017
12/13/2017
12/14/2017
12/15/2017
12/16/2017
12/17/2017
12/18/2017
12/19/2017
12/20/2017
12/21/2017
12/22/2017
12/23/2017
12/24/2017
12/25/2017
12/26/2017
12/27/2017

long at 1.1750

profit at 111.00 200 200

short at 1.2900

profit 130 130

long at 0.7670

long at 0.8825

1/30/2018					
1/31/2018					
2/1/2018					
2/2/2018			short at 110.00		
2/3/2018					
2/4/2018					
2/5/2018					
2/6/2018					
2/7/2018					
2/8/2018	long at 1.2220				
2/9/2018		long at 1.3780		long at 0.7785	
2/10/2018					
2/11/2018					
2/12/2018					
2/13/2018			profit 250 304		
2/14/2018					
2/15/2018			short at 1.2650		
2/16/2018					long at 0.8865
2/17/2018					
2/18/2018					
2/19/2018	profit 160 320	profit 200 272			
2/20/2018					
2/21/2018	short at 1.2300		short at 107.80	profit 50 67	
2/22/2018				profit 15 24	
2/23/2018					loss -65 -100
2/24/2018					
2/25/2018					
2/26/2018				short at 0.7845	
2/27/2018		short at 1.3930	profit 40 53		short at 0.8790
2/28/2018		profit 160 301			loss -40 -100
3/1/2018	profit 120 328				
3/2/2018					
3/3/2018					

4/6/2018								
4/7/2018								
4/8/2018								
4/9/2018								
4/10/2018					profit	300 410	long at 0.7660	
4/11/2018								
4/12/2018								
4/13/2018		profit at 1.4270	260 354					
4/14/2018								
4/15/2018								
4/16/2018								
4/17/2018				short at 107.20			long at 0.8650	
4/18/2018					short 1.2580			
4/19/2018		long at 1.4140					profit	110 300
4/20/2018								
4/21/2018								
4/22/2018	profit	80 200	loss	-130 -200	loss	-130 -150	profit	40 57
4/23/2018				loss	-100 -149			
4/24/2018	long at 1.2200		long at 1.3940			short at 1.2835		
4/25/2018	loss	-115 -200	loss	-120 -200				
4/26/2018								
4/27/2018								
4/28/2018								
4/29/2018								
4/30/2018	long at 1.2110							
5/1/2018	loss	-65 -150		short at 109.25				
5/2/2018								
5/3/2018								
5/4/2018								
5/5/2018								
5/6/2018								
5/7/2018								
5/8/2018							long at 0.8780	

5/9/2018
 5/10/2018
 5/11/2018
 5/12/2018
 5/13/2018
 5/14/2018
 5/15/2018
 5/16/2018
 5/17/2018
 5/18/2018
 5/19/2018
 5/20/2018
 5/21/2018
 5/22/2018
 5/23/2018
 5/24/2018
 5/25/2018
 5/26/2018
 5/27/2018
 5/28/2018
 5/29/2018
 5/30/2018
 5/31/2018
 6/1/2018
 6/2/2018
 6/3/2018
 6/4/2018
 6/5/2018
 6/6/2018
 6/7/2018
 6/8/2018
 6/9/2018
 6/10/2018



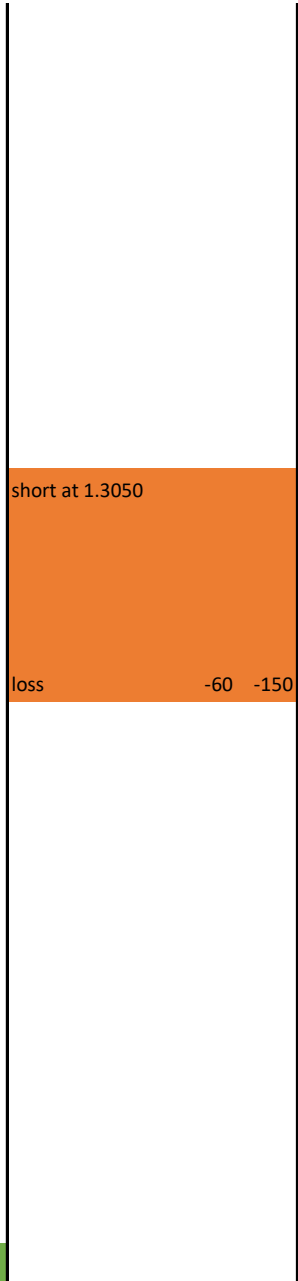

5/23/2018	short at 1.1790		
5/24/2018	profit	80	400
5/30/2018	long at 1.1600		
6/7/2018	profit	230	384
6/8/2018	long at 1.1785		

5/16/2018	loss	-110	-150
5/23/2018	short at 110.90		
5/24/2018	profit	180	522
5/25/2018	short at 109.50		
6/3/2018	profit	10	23
6/3/2018	loss	-70	-150

long at 0.7555

5/9/2018			
5/10/2018			
5/11/2018			
5/12/2018			
5/13/2018			
5/14/2018			
5/15/2018			
5/16/2018			
5/17/2018			
5/18/2018			
5/19/2018			
5/20/2018			
5/21/2018			
5/22/2018			
5/23/2018			
5/24/2018			
5/25/2018			
5/26/2018			
5/27/2018			
5/28/2018			
5/29/2018			
5/30/2018			
5/31/2018			
6/1/2018			
6/2/2018			
6/3/2018			
6/4/2018			
6/5/2018			
6/6/2018			
6/7/2018			
6/8/2018			
6/9/2018			
6/10/2018			

7/14/2018
 7/15/2018
 7/16/2018
 7/17/2018
 7/18/2018
 7/19/2018
 7/20/2018
 7/21/2018
 7/22/2018
 7/23/2018
 7/24/2018
 7/25/2018
 7/26/2018
 7/27/2018
 7/28/2018
 7/29/2018
 7/30/2018
 7/31/2018
 8/1/2018
 8/2/2018
 8/3/2018
 8/4/2018
 8/5/2018
 8/6/2018
 8/7/2018
 8/8/2018
 8/9/2018
 8/10/2018
 8/11/2018
 8/12/2018
 8/13/2018
 8/14/2018
 8/15/2018



long at 1.1350

short 111.40

long at 0.8935

